




# Mixed Nursery & Reception Long Term Plan 2025/2026

Key: **Reception** **Nursery** **All**

<b>Vocabulary</b>	Myself, family, parents, same, different, special, friend, help, kind, home, near, far, close, explore, investigate, build, share, safe, ask, friendly, local, community, friendships, connections, develop	Celebrate, present, Christmas, Diwali, remembrance, bonfire, fireworks, enjoy, happy, together, healthy, job, helper, occupation care, cook, eat, drink, stranger, emergency services, save, rescue, hands, independent Tradition, event, celebration, Christmas, rest, sleep, healthy, unhealthy, screen time, routine, safe pedestrian, farm, shop, animal	earth, world, map, globe, land, sea, weather, hot, cold, sun, rain, wind, snow, clothes, wear Arctic, Antarctic, North Pole, South Pole, boiling, melting, freezing, frost, seasons, extreme, climate, hurricane, storm, blizzard, dry, heat, hottest, desert, rainforest, glacier, hibernate	Spring, new life, change, hatch, nest, grow, seed, bulb, plant, baby, leaf, flower, bug, pattern, live, push, pull, see, hear, taste, feel, smell, hear, touch, taste, environment, plant, Spring, new life, change, hatch, nest, grow, seed, bulb, plant, leaf, flower, bug, environment	Water, sea, rain, pond, river, ocean, drink, play, wash, grow, animals, life, safe, heavy, light, grow, need, oxygen, life, alive, dead, survive, Habitat, life cycle, insect, thorax, abdomen, roots, stem, petals, absorb, oxygen, hydrate	Animal names, pirate, sail, ship, safari, jungle, aeroplane, bus, train, car, fly, adventure <b>fantasy</b> , beginning, middle, end, story, soar, imagination, air, land, sail, Ocean, habitat, tides, lake, clean, dirty, coast, pollution, safety, lifeguard, coastguard
-------------------	---	---	--	---	--	---

	<u>Autumn 1</u>	<u>Autumn 2</u>	<u>Spring 1</u>	<u>Spring 2</u>	<u>Summer 1</u>	<u>Summer 2</u>
<b>Potential Themes/ Interests of children</b>	<b>8 weeks</b> <b>Friends – All about me</b> At home, at school, new friends, in the wider community Explore colour and link to emotions and kindness	<b>7 weeks</b> <b>People who help us</b> Different Beliefs and Looking after ourselves Develop their sense of responsibility and membership of a community Name and describe people who are familiar to them.	<b>6 weeks</b> <b>Light and dark/hot and cold countries.</b> Seasons Extreme weather Hot and cold climates What to wear	<b>5 weeks</b> <b>Growing</b> Changes, Our senses Outdoors Gardening and flowers Spring - Easter Growing Plants & Flowers Planting seeds	<b>6 weeks</b> <b>Life cycles</b> Life cycles of plants 2 weeks Life cycle of a frog Life cycle of a chicken Life cycle of a butterfly Life cycle of a human	<b>7 weeks</b> <b>Long, long ago – Dinosaurs and pirates</b> Now and then Sealife History of our seaside Ocean wildlife

Possible Celebrations & Experiences	Starting School, Harvest, Halloween, Autumn	Diwali, Bonfire Night, Children in Need, Remembrance Day, Advent, Christmas, Christmas Nativity	Winter, Valentine's Day, Pancake Day Lunar New Year / Chinese New Year, NSPCC Numbers day, Safer Internet Day	World Book Day, Comic Relief, Mother's Day, World Art Day, Spring Easter	International Museum Day, World Biscuit Day, World Food Safety day	Father's Day, Sports Day, Summer Transition, Trip/outings Assessment
<p><b>Suggested Texts – Fiction and Non-Fiction</b></p>	 <p>Elmer's friends Fred's friends A friend for little bear The perfect fit The boy with flowers in his hair My family tree You Can! Marvellous me All are welcome here Maisy goes to school</p>	 <p>Real Superheroes by DK Children Heroes Who Help Us Around the World by Liz Gogery Topsy and Tim meet the police People who help us Ten Little Superheroes by Mike Brownlow Supertato by Sue Hendra SPRING (2 weeks)</p>	 <p>One Day On Our Blue Planet: In the Antarctic by Ella Bailey Be brave little penguin Lost and found Wacky weather Mr Men little miss pancake day Peace at last Owl babies</p>	 <p>The tiny seed (2 weeks) Oliver vegetables Jack and the beanstalk Jaspers beanstalk</p>	 <p>The amazing life cycle of a butterfly Plant the tiny seed How does an egg hatch Growing frogs Rosa explores life cycles</p>	 <p>The pirates next door How to be a pirate Night pirates The dinosaur who asked what for The girl and the dinosaur The big book of dinosaurs Dinosaur days</p>
<p><b>Key Questions/ learning</b></p>	<p>Who can help me? Who are my friends? How are we the same and different? How can I ask for help? What am I good at? What are my friends good at? Who helps me at home? Who helps me at school?</p>	<p>What do you celebrate at home? What do you eat? What types of jobs do they do? Why do we need people to help us? Who do you celebrate with? Let's explore celebrations</p>	<p>What is the weather like today? What animals live in the cold? What is winter? What happens in Autumn etc? What can you see? What shall we wear? How can you put your</p>	<p>What have you found? How do things grow? What do they need to grow? How can I care for my plant? What happens over time? What is the same or different?</p>	<p>What lives in a pond? What is the sea? Where does it come from? How do plants grow? What is new life? Which animals are born in Spring?</p>	<p>Where have I been? How did I get there? Where does this animal live? How do people travel around? What things fly? What do I already know about...? Where would I like to go on an adventure? Who are the characters?</p>

			<p>coat on?</p> <p>What is a season?</p> <p>How is Winter different to other seasons?</p> <p>What will happen next?</p> <p>How do we know it's winter?</p> <p>Can you name the seasons?</p> <p>What was the weather like yesterday and today?</p> <p>Where in the world will you find a penguin/lion?</p>	<p>What pattern can you see?</p> <p>What are senses?</p> <p>How do plants grow?</p> <p>How do we use our senses?</p> <p>How can I find out more about them?</p> <p>What changes do you notice and why?</p> <p>What is Spring?</p> <p>What happens in Spring?</p> <p>Can I see signs of Spring?</p> <p>Which plants grow in Spring?</p> <p>How can I care for them?</p> <p>What is a season?</p> <p>How is Spring different to other seasons?</p> <p>How do plants grow?</p> <p>What do they need to grow?</p>	<p>Can I match animals to their young?</p> <p>What is a life cycle?</p> <p>What are tadpoles?</p> <p>What happens in the tadpole life cycle?</p> <p>What happens in the butterfly life cycle?</p> <p>What is a minibeast?</p> <p>How can I find out more about them?</p> <p>How many minibeast can I find?</p>	<p>Where is the setting?</p> <p>What is the beginning, middle, end of a story?</p> <p>Can I retell a story in my own words?</p> <p>Can I make up my own story and write it?</p> <p>Where have I been on holiday?</p>
<p><b>Visits/ Visitors and Events</b></p>	<ul style="list-style-type: none"> <li>Family transition days</li> <li>Talks from adults in school and their roles</li> <li>Exploring the school/setting grounds</li> </ul>	<ul style="list-style-type: none"> <li>Christmas, Diwali, Remembrance Day, and Bonfire Night.</li> <li>Diwali day – celebrate with music, dancing, food, special</li> </ul>	<ul style="list-style-type: none"> <li>Chinese New Year celebrations – locals or parents – talking or food experiences</li> </ul>	<ul style="list-style-type: none"> <li>Adventure playground or play area – exploring forces</li> <li>Easter Egg hunt</li> <li>Petting farm animals in school</li> </ul>	<ul style="list-style-type: none"> <li>Have own animals – life cycles</li> <li>Water safety talk</li> </ul>	<p>Visit to the beach</p>

		<p>clothing or a Hindu visitor.</p> <ul style="list-style-type: none"> <li>• Different members of the community invited in e.g. police visit</li> <li>• Invite parents in to cook with the children</li> <li>• Nativity performance</li> <li>• Christmas Party</li> </ul>		<ul style="list-style-type: none"> <li>• Local Author or storyteller to visit the school or class to read a story to the children.</li> </ul>		
<b>Enhanced Provision Ideas</b>	<ul style="list-style-type: none"> <li>• Easels or large roll of paper and fiery coloured paint to explore</li> <li>• Autumn walk</li> <li>• Colour mixing powder paints</li> <li>• Finding initial sounds in their names around the setting</li> <li>• Creating family trees.</li> <li>• Create friendship pictures</li> <li>• Creating feelings faces.</li> <li>• Making labels and signs in role play</li> <li>• Tinkering area outside</li> <li>• Role play people who help us clothes,</li> </ul>	<ul style="list-style-type: none"> <li>• Pumpkin exploration inside and outside</li> <li>• Driving emergency vehicles through paint</li> <li>• Role play helmets and vests, scarves, hats, ties etc <ul style="list-style-type: none"> <li>• Free painting responding to loud movements and sounds</li> <li>• Fire fighter obstacle course</li> </ul> </li> <li>• People who help us in the sand and water trays. Can children recognise who they are when they find them? <ul style="list-style-type: none"> <li>• Dolls, teddies and bandages – injured toys</li> </ul> </li> </ul>	<ul style="list-style-type: none"> <li>• Busy boards with zips, fasteners, buttons etc.</li> <li>• Dressing teddies, dolls</li> <li>• Chinese animal puppets and small world</li> <li>• Exploring Chinese food</li> <li>• Winter walk</li> <li>• Stories about weather and animals</li> <li>• Extreme weather movement and dances</li> <li>• Bird puppets, binoculars, counting</li> <li>• Craft - animals living in Antarctica and Africa</li> <li>• Chinese animal masks and models</li> <li>• Chinese restaurant and props</li> </ul>	<ul style="list-style-type: none"> <li>• Spring colouring – flowers/birds</li> <li>• Spring walk looking at changes</li> <li>• Minibeast patterns</li> <li>• Minibeasts books</li> <li>• Senses boxes, treasure baskets</li> <li>• Float and sink objects in the water tray</li> <li>• Exploring primary colours</li> <li>• Bubbles</li> <li>• Cars and ramps</li> <li>• Planting wildflower seeds</li> <li>• Bug hunt in tuff trays and garden</li> <li>• Live caterpillars</li> <li>• Growing cress</li> <li>• Planting bulbs</li> <li>• Matching and sorting lifecycle and parts of a plant</li> </ul>	<ul style="list-style-type: none"> <li>• Coloured water</li> <li>• Range of sized jugs, containers, bottles etc.</li> <li>• Water wheels and ramps</li> <li>• Water painting, brushes, buckets</li> <li>• Ice painting</li> <li>• Mops, sponges</li> <li>• Pouring water and other drinks</li> <li>• Scented water</li> <li>• Containers with holes</li> <li>• Measuring plants</li> <li>• Measuring ourselves</li> <li>• Guttering</li> <li>• Water colours</li> <li>• Making lollies</li> </ul>	<ul style="list-style-type: none"> <li>• Kites</li> <li>• Balloons</li> <li>• Painting things that fly</li> <li>• Buckets and spades</li> <li>• Collaborative craft island</li> <li>• Summer walk</li> <li>• Paper aeroplanes</li> <li>• Float and sink</li> <li>• Making boats and testing</li> <li>• Making lists</li> <li>• Summer scavenger hunt</li> <li>• Making model vehicles</li> <li>• Programmable moving toys (Beebots)</li> <li>• Making homes for fairies and elves</li> <li>• Island maps</li> <li>• Wild animal puppets and small world</li> <li>• Binoculars</li> </ul>

	<p>accessories and high-vis jackets</p> <ul style="list-style-type: none"> <li>• Autumn scavenger hunt</li> <li>• Writing in role play, different purposes, story maps, lists, registers etc.</li> <li>• Drawing self portraits</li> <li>• Drawing family portraits.</li> <li>• Selection of fiction and non-fiction books around the theme</li> <li>• Using emotion cards to describe feelings</li> </ul>	<ul style="list-style-type: none"> <li>• Firework pictures, make the sounds</li> <li>• Dance like fireworks</li> <li>• Remembrance Day - make poppies, poppy printing (apples)</li> <li>• Party Role Play – make decorations</li> <li>• Rangoli patterns</li> <li>• Diwa lamps</li> <li>• Santa’s workshop role play</li> <li>• Routines and days of the week – visual timetable</li> <li>• Parachute games, circle games</li> <li>• Christmas activities</li> <li>• Role play people who help us clothes, accessories and high-vis jackets <ul style="list-style-type: none"> <li>• Road mats, maps to help emergency services to get to where they need to get to, walkie talkies</li> </ul> </li> <li>• Counting and sorting ‘people who help us’ small world or images <ul style="list-style-type: none"> <li>• Role play post office exploring shape, weight and size</li> </ul> </li> </ul>	<ul style="list-style-type: none"> <li>• Sorting and matching seasons to clothes</li> <li>• Bird count, clipboards, binoculars, identifying and making a hide/den/lookout</li> <li>• Winter scavenger hunt</li> <li>• Stories and non-fiction about seasons, weather, choices, dilemmas</li> </ul>	<ul style="list-style-type: none"> <li>• Counting minibeasts and their features</li> <li>• Spring scavenger hunt</li> <li>• Floating and sinking investigations – different materials – wood, plastic etc</li> <li>• Spring puzzles</li> <li>• Easter egg patterns</li> <li>• Matching babies animal cards to their parent or puzzles</li> <li>• Construction using different materials</li> <li>• Magnets</li> <li>• Ball games</li> </ul>	<ul style="list-style-type: none"> <li>• Pipettes, funnels and small measures</li> <li>• Non-fiction books and stories around water theme</li> <li>• Fishing nets</li> <li>• Water sprays</li> <li>• Spoons, ladels, turkey basters</li> <li>• Small world animals</li> <li>• Recreating pond/ocean/river in small world/construction/role play</li> <li>• Exploring capacity through water and containers</li> <li>• Freezing natural objects</li> </ul>	<ul style="list-style-type: none"> <li>• Tents/safari outfits/props</li> <li>• Fiction and non-fiction books on safari animals, Fantasy stories, holiday/summer</li> <li>• Vehicle and types of transport, road mats</li> <li>• Globes, maps</li> <li>• Train track</li> <li>• Bats and balls</li> <li>• Treasure maps</li> </ul>
--	--	---	--	---	---	---

		<ul style="list-style-type: none"> <li>Police obstacle course</li> </ul>				
<b>Parental Involvement</b>	<ul style="list-style-type: none"> <li>WOW moments shared</li> <li>Family play session</li> </ul>	<ul style="list-style-type: none"> <li>Family celebration photos shared in school.</li> <li>Parents talking about the celebrations they have</li> <li>Christmas Concerts</li> <li>Family Christmas songs around the tree</li> </ul>	<ul style="list-style-type: none"> <li>Parents Evenings</li> <li>WOW moments shared</li> <li>Parents reading stories in school.</li> <li>Book look for parents to see children's work.</li> </ul>	<ul style="list-style-type: none"> <li>School performance to parents</li> <li>Fundraising for Comic Relief (Cake Sale or sponsored walk/run)</li> </ul>	<ul style="list-style-type: none"> <li>Parents joining in with Eid Celebrations</li> <li>Parents Evenings</li> </ul>	<ul style="list-style-type: none"> <li>WOW moments shared</li> <li>Reports discussions</li> <li>Leavers Celebrations</li> <li>Book look for parents to see children's work.</li> </ul>

	<u>Autumn 1</u>	<u>Autumn 2</u>	<u>Spring 1</u>	<u>Spring 2</u>	<u>Summer 1</u>	<u>Summer 2</u>
<b>Communication and Language:</b>	<b>Nursery:</b>	<b>Nursery:</b>	<b>Nursery:</b>	<b>Nursery:</b>	<b>Nursery:</b>	<b>Nursery:</b>
Listening	-Beginning to listen to stories and nursery rhymes.	-Listens to simple stories.	-Listens to others speaking and continues the conversation	-Enjoying listening to longer stories.	-Listens more carefully.	-Listen attentively and respond to what they hear with relevant questions, comments, or actions.
Attention	-Beginning to listen to instructions given.	-Listens to other people speaking to me.	following on from what has been said.	-Pays more attention to what is happening in the stories being read.	-Knows why we should listen.	
Understanding	-Listens during adult guided activities.	-Focusing more attention on stories being told to them.	-Paying attention when listening to longer stories.	-Focusing more attention on a chosen activity.	-Knows they sometimes have to wait their turn when speaking.	-Maintain attention in whole class and small group contexts for a short time.
	-Focusing on an activity of my own choice for a short period of time. - Beginning to show	-Give attention to others who are speaking to me.	-Switches attention between listening to others and completing a task.	-Sits and listens during quieter or adult led activities when appropriate.	-Understanding prepositional language e.g. on, under.	-May find it difficult to pay attention to more than one thing at a time.

	<p>attention to the adults in my setting.</p> <p>-Recognises and points to objects that are spoken to me. - Understands 1 key word instructions e.g. stop, drink.</p> <p><b>Reception:</b></p> <p>-Children are beginning to listen to other children in their setting. -They listen during story time and show an interest in the books being read.</p> <p>-Children sit on the carpet and show some attention – this may only be for a short time. -Children can pay attention to one thing at a time.</p> <p>-Children following simple 1 step instructions. -Children understanding appropriate ‘why’ questions.</p>	<p>being read to them using the pictures. - Understands simple concepts such as ‘big/small’.</p> <p><b>Reception:</b></p> <p>-Children are listening more on the carpet and when being spoke to by their teacher and peers. -Children continue to listen to new stories that are shared with them.</p> <p>-Children paying more attention on the carpet and during guided tasks. -Children understanding why they need to pay attention.</p> <p>-Children following clear instructions with 2 parts.</p>	<p>-Recalling what happens in a story I have read. - Understanding a three key word sentence.</p> <p><b>Reception:</b></p> <p>-Children’s listening skills are continuing to develop and they are listening in lots of different situations such as carpet time, assembly, phonics and other lessons.</p> <p>-Children showing a good level of attention and concentration. - Children being attentive during classroom tasks – both guided and independent.</p> <p>-Children taking turns when speaking and responding to their peers and adults with a clear understanding of what has been said</p>	<p>-Beginning to understand one step instructions and questions.</p> <p><b>Reception:</b></p> <p>-Children listen when both in and out of school and pay attention to the person talking. -When out of school they know it is important to listen to keep safe – such as cars or Stanger danger.</p> <p>-Children can maintain attention in different contexts. -Children show attention to both peers and adults.</p> <p>-Children asking questions to clarify understanding and confirm knowledge. - Children showing a good understanding of texts that have been read to them through their recall.</p>	<p>-Asking why things are happening.</p> <p><b>Reception:</b></p> <p>-Children’s listening skills continue to develop, they can listen in a range of situation and can listen while taking part in a guided task while remaining on task.</p> <p>-Children are developing their attention skills to both listen and continue with an activity.</p> <p>-Children following clear instructions with 3 parts. -Children using new knowledge and vocab in conversation and play. -Children showing an understand questions through their talk and actions.</p>	<p>-Follow 1 step instructions. -Understand ‘why’ questions.</p> <p><b>Reception:</b></p> <p>-Children show good listening skills and can listen to one another, adults and new people with great skill.</p> <p>-Children attend to others in play. -Children show good levels of attention during learning tasks.</p> <p>-Children can retell a story showing a good understanding. - Children understanding and using a large number of words and new vocabulary in their conversations and during discussions</p>
--	--	--	--	---	--	--

<p><b>Communication and Language:</b> Speaking</p>	<p><b>Nursery:</b></p> <ul style="list-style-type: none"> <li>-Links words together when speaking.</li> <li>-Developing more speech sounds and pronunciation of sounds.</li> <li>-I can use words to begin to communicate my needs.</li> </ul> <p><b>Reception:</b></p> <ul style="list-style-type: none"> <li>-Children speaking in simple sentences. Children can say simple rhymes and sing songs and poems.</li> <li>-Children speak to the adults and children in the class, they talk to other children during their play.</li> </ul>	<p><b>Nursery:</b></p> <ul style="list-style-type: none"> <li>-Using words to communicate what I want and make myself understood.</li> <li>-Asking 'what' questions. Using the terms 'me, him, her'.</li> </ul> <p><b>Reception:</b></p> <ul style="list-style-type: none"> <li>-Children using expression to communicate meaning.</li> <li>-Children starting conversations and speaking to familiar adults.</li> <li>-Children taking turns and telling past events.</li> <li>-Children learning about rhyme and alliteration.</li> </ul>	<p><b>Nursery:</b></p> <ul style="list-style-type: none"> <li>-Answering 'who, what, where' questions.</li> <li>- I can a recite Nursery Rhyme from memory.</li> <li>-I am beginning to speak simple sentences.</li> <li>-I am beginning to link sentences with 'and'.</li> </ul> <p><b>Reception:</b></p> <ul style="list-style-type: none"> <li>-Children using talk to pretend play.</li> <li>-Children explaining things through speech.</li> <li>-Children describing things through speech.</li> <li>-Children talking in the past tense.</li> </ul>	<p><b>Nursery:</b></p> <ul style="list-style-type: none"> <li>-I can recite or retell a past event in my life to someone else.</li> <li>-Asking 'where' and 'who' questions.</li> </ul> <p><b>Reception:</b></p> <ul style="list-style-type: none"> <li>-Children using talk to clarify their thinking and ideas.</li> <li>-Children speaking in well-formed sentences.</li> <li>-Children using speech to reason and problem solve.</li> <li>-Children verbally telling stories.</li> </ul>	<p><b>Nursery:</b></p> <ul style="list-style-type: none"> <li>-Using a wider range of vocabulary in my play.</li> <li>-Singing some songs independently.</li> </ul> <p><b>Reception:</b></p> <ul style="list-style-type: none"> <li>-Children explaining how things work, what has happened and why.</li> <li>-Children solving problems, reasoning with others and fixing friendship issues through speech.</li> <li>-Children adding detail to their sentences.</li> <li>-Children describing things that have happened in their life to others.</li> </ul>	<p><b>Nursery:</b></p> <ul style="list-style-type: none"> <li>-Use simple sentences. -Sing a large repertoire of songs e.g. nursery rhymes or numbers songs.</li> <li>-Use talk to organise themselves and their play.</li> </ul> <p><b>Reception:</b></p> <ul style="list-style-type: none"> <li>-Children creating an imaginary story of their own in play.</li> <li>-Children speak clearly in well-formed sentences.</li> <li>-Children using new vocabulary in different contexts.</li> <li>-Children use past, present, and future tenses in conversation with peers and adults.</li> </ul>
<p><b>Personal, Social and Emotional</b> Self-Regulation</p>	<p><b>Nursery:</b></p> <ul style="list-style-type: none"> <li>-I can express when I feel happy, sad, tired or upset.</li> <li>-I can find out about emotions through</li> </ul>	<p><b>Nursery:</b></p> <ul style="list-style-type: none"> <li>-I can sit nicely and keep my feet to myself.</li> <li>-I can look after the toys and equipment at my setting.</li> </ul>	<p><b>Nursery:</b></p> <ul style="list-style-type: none"> <li>-I will talk about my feelings.</li> <li>-I can wait my turn.</li> <li>-I tidy up the resources that I have used.</li> </ul>	<p><b>Nursery:</b></p> <ul style="list-style-type: none"> <li>-I know what 'right' choices are and I try my best to make the right choice.</li> <li>-I can talk about my feelings and explore</li> </ul>	<p><b>Nursery:</b></p> <ul style="list-style-type: none"> <li>-I can calm myself down using a strategy that works for me.</li> <li>-I am managing my feelings.</li> </ul>	<p><b>Nursery:</b></p> <ul style="list-style-type: none"> <li>-I am showing more control over my feelings and behaviours.</li> <li>-I am showing more perseverance and</li> </ul>

	<p>stories and discussions.</p> <p><b>Reception:</b></p> <ul style="list-style-type: none"> <li>-Children talk about their feelings to trusted adults or special friends.</li> <li>-Children may come into school upset but can be comforted by adults.</li> <li>-Children listen to the rules and expectation and begin to follow them.</li> </ul>	<p><b>Reception:</b></p> <ul style="list-style-type: none"> <li>-Children are sharing more often or may comfort a friend who is upset.</li> <li>-Children identify their own emotions and name them.</li> <li>-Children begin to take turns and share resources and are developing patience and understanding that there is more than just them in the class.</li> </ul>	<p>-I am following the behaviour expectations of my nursery.</p> <p><b>Reception:</b></p> <ul style="list-style-type: none"> <li>-Children who are very upset know who they can talk to or know some ways to calm themselves down if needed.</li> <li>-Children are becoming more proud of themselves for achieving things such as pupil of the week.</li> <li>-Children know and follow the behavioural expectations of the school.</li> </ul>	<p>why I might be feeling this way.</p> <p><b>Reception:</b></p> <ul style="list-style-type: none"> <li>-Children have an adult in school they trust and will talk to.</li> <li>-Children talk about their interests and likes and dislikes at school.</li> <li>-Children are beginning to understand why listening is important to help us learn and keep us safe.</li> </ul>	<p>-I show control with my emotions.</p> <p>-I can think about how others feel.</p> <p><b>Reception:</b></p> <ul style="list-style-type: none"> <li>-Children try and share, take turns, reason and look after one another.</li> <li>-They apologise if they hurt someone accidentally or make someone else upset.</li> <li>-Children will without question follows instructions from their teachers or school adults.</li> </ul>	<p>resilience when facing a challenge.</p> <p>-I can talk about the changes as I start school and how I feel.</p> <p><b>Reception:</b></p> <ul style="list-style-type: none"> <li>-Children show emotional maturity ready for the emotional resilience needed for KS1. - Children can use reason and resolutions with other children to keep games and play fair.</li> <li>-Children are developing in independence and can manage their behaviour in a range of situations in school.</li> </ul>
<p><b>Personal, Social and Emotional</b> Managing Self</p>	<p><b>Nursery:</b></p> <ul style="list-style-type: none"> <li>-I can take turns with other children with adult support.</li> <li>-I can explore the classroom with adult support.</li> <li>-I can use the toilet with adult support.</li> </ul> <p><b>Reception:</b></p>	<p><b>Nursery:</b></p> <ul style="list-style-type: none"> <li>-I will have a go at new things.</li> <li>-I am washing my hands after using the toilet with some reminders to do so.</li> </ul> <p><b>Reception:</b></p>	<p><b>Nursery:</b></p> <ul style="list-style-type: none"> <li>-I am showing more independence and confidence in my setting and when exploring areas.</li> <li>-I will use the visual timetable to know what is happening in my day.</li> </ul> <p><b>Reception:</b></p>	<p><b>Nursery:</b></p> <ul style="list-style-type: none"> <li>-I can use the toilet independently.</li> <li>-I can focus on my task for a longer period of time.</li> <li>-I can talk about healthy food choices.</li> </ul> <p><b>Reception:</b></p>	<p><b>Nursery:</b></p> <ul style="list-style-type: none"> <li>-I can manage when routines change.</li> <li>-I can talk about why we need to wash our hands.</li> <li>-I can play nicely with others and extend others play.</li> </ul> <p><b>Reception:</b></p>	<p><b>Nursery:</b></p> <ul style="list-style-type: none"> <li>-I can talk about my achievements in a positive way.</li> <li>-I am becoming more independent in looking after myself, ready to start school.</li> </ul> <p><b>Reception:</b></p>

	<ul style="list-style-type: none"> <li>-Children are developing an awareness of themselves and are forming their own opinions.</li> <li>-Children are beginning to learn the classroom rules and are following these with some reminders.</li> <li>-Children are becoming more independent at coming into school in the morning and getting ready for home at home time.</li> <li>-They are using the toilet independently most of the time at school.</li> <li>-They know it is okay to ask for help and will do so.</li> </ul>	<ul style="list-style-type: none"> <li>-Children are doing things for themselves – because they want to.</li> <li>-They will say what they are doing and why they are doing it too.</li> <li>-Children are using their preferences to choose what they would like to do at school.</li> <li>-Children can put their coats on and are becoming more confident and skilled in using buttons and zips.</li> </ul>	<ul style="list-style-type: none"> <li>-Children have a good understanding of the behaviour expectations and guide others to follow.</li> <li>-They are proud of what they can do and their achievements.</li> <li>-Children are becoming much more independent – getting things for home, eating their dinner and snacks, asking for help, getting a drink when they want one.</li> <li>-Children independently making healthy food choices such as at dinner time.</li> </ul>	<ul style="list-style-type: none"> <li>-Children know what makes them happy and do these things, they know what keeps them healthy and will do these things when possible.</li> <li>-Children looking after themselves at school (personal and hygiene needs).</li> <li>-Children developing resilience and perseverance independently.</li> </ul>	<ul style="list-style-type: none"> <li>-Children tell adults and their peers what they have achieved and what they can do now, they are happy with themselves and proud of what they have achieved at school.</li> <li>-Children are confident to try new things.</li> <li>-They continue to develop their resilience and perseverance independently.</li> <li>-Children can continue to look after and care for themselves.</li> </ul>	<ul style="list-style-type: none"> <li>-Children are proud of who they are and what they can do.</li> <li>-They talk about themselves positively.</li> <li>-Children continue to look after themselves and understand what healthy choices are.</li> <li>-Children have developed resilience, independence and perseverance to support them through transition and the next step in their school journey.</li> </ul>
<b>Personal, Social and Emotional Building Relationships</b>	<b>Nursery:</b> <ul style="list-style-type: none"> <li>-I can take turns with other children with support from the adults in my setting.</li> <li>-I can separate from my parent/caregiver with adult support.</li> </ul>	<b>Nursery:</b> <ul style="list-style-type: none"> <li>-I will play alongside other children in my setting and may need adult support to do this.</li> <li>-I play simple turn taking games in adult guided groups.</li> <li>-I am showing more interest in other children's play.</li> </ul>	<b>Nursery:</b> <ul style="list-style-type: none"> <li>-I can come into my setting with minimal support from an adult.</li> <li>-I can talk about my family.</li> <li>-I am beginning to show friendly behaviours to my peers.</li> </ul>	<b>Nursery:</b> <ul style="list-style-type: none"> <li>-I am forming friendships with some children in my setting.</li> <li>-I am becoming more confident in the social situations.</li> </ul>	<b>Nursery:</b> <ul style="list-style-type: none"> <li>-I help others who are upset.</li> <li>-I am beginning to solve conflicts with others.</li> <li>-I am showing more social confidence.</li> </ul>	<b>Nursery:</b> <ul style="list-style-type: none"> <li>-I can ask new adults questions.</li> <li>-I find solutions to conflicts I have had.</li> <li>-I can talk about what a friend is and name some of my friends when asked.</li> </ul>

	<p><b>Reception:</b></p> <ul style="list-style-type: none"> <li>-Children are building new positive relationships with pupils and staff in their new setting.</li> <li>-They may begin to play alongside other children if ready.</li> </ul>	<p><b>Reception:</b></p> <ul style="list-style-type: none"> <li>-Children are building on the relationships started last term.</li> <li>-They are talking to children and adults in their setting and beginning to ask for help if they need it.</li> </ul>	<p><b>Reception:</b></p> <ul style="list-style-type: none"> <li>-Children have friendships and may have a special friend.</li> <li>-They play with these children in and out of the classroom and are happy to</li> </ul>	<p><b>Reception:</b></p> <ul style="list-style-type: none"> <li>-Children are building relationships through play and talk and converse to many of their peers.</li> </ul>	<p><b>Reception:</b></p> <ul style="list-style-type: none"> <li>-Children continue to build strong bonds with other children in their school and care for their peers e.g. getting them tissues, asking them to join in with a game.</li> </ul>	<p><b>Reception:</b></p> <ul style="list-style-type: none"> <li>-Children know if they have hurt someone's feelings and will apologise without being asked.</li> <li>-Children know some children might like or dislike the things they do and that it is okay.</li> <li>-Children look after each other and want to help their friends.</li> </ul>
<p><b>Physical Development</b> Gross Motor Skills</p>	<p><b>Nursery:</b></p> <ul style="list-style-type: none"> <li>-Walk and crawl confidently.</li> <li>-Climb using two feet at a time.</li> <li>-Knowing how to scoop and pour e.g. sand, mud.</li> <li>-To run around the setting with some control and direction.</li> <li>-Clapping and stamping to music.</li> </ul> <p><b>Reception:</b></p> <ul style="list-style-type: none"> <li>-Begin to use their core muscle strength to achieve good posture when sitting</li> </ul>	<p><b>Nursery:</b></p> <ul style="list-style-type: none"> <li>-Begin to move slowly on a balance bike.</li> <li>-Begin to use a climbing frame with support from an adult.</li> <li>-Being able to use a swing with some independence.</li> </ul> <p><b>Reception:</b></p> <ul style="list-style-type: none"> <li>-Begin to develop overall body; strength, balance, co-ordination, balance and agility.</li> </ul>	<p><b>Nursery:</b></p> <ul style="list-style-type: none"> <li>-Children putting on their own coat (needing support to do their coat up still),</li> <li>-Children putting on their own shoes.</li> <li>-Going up and down stairs with control and balance.</li> </ul> <p><b>Reception:</b></p> <ul style="list-style-type: none"> <li>-Continue to develop overall body strength, balance and coordination.</li> </ul>	<p><b>Nursery:</b></p> <ul style="list-style-type: none"> <li>-Children can kick a large ball with some control.</li> <li>-Children can throw a ball with some control.</li> <li>To begin to balance on one leg.</li> <li>-To dance with control using different parts of their body.</li> <li>-To use the available equipment to create an obstacle course to navigate.</li> </ul> <p><b>Reception:</b></p> <ul style="list-style-type: none"> <li>-Negotiates space successfully and can adjust speed and direction.</li> </ul>	<p><b>Nursery:</b></p> <ul style="list-style-type: none"> <li>-To use a balance bike more confidently.</li> <li>-To run with more confidence and skill.</li> <li>-To independently use a climbing frame or similar resource,</li> <li>-To begin to show good posture when sitting on the carpet.</li> </ul> <p><b>Reception:</b></p> <ul style="list-style-type: none"> <li>-Using equipment safely with consideration to others.</li> </ul>	<p><b>Nursery:</b></p> <ul style="list-style-type: none"> <li>-To make up own movements with their body.</li> <li>-To begin to use their core muscle strength to achieve good posture when sitting on the floor or at the table.</li> <li>-To be able to climb safely.</li> <li>-Children choosing the right equipment to move safely.</li> </ul> <p><b>Reception:</b></p> <ul style="list-style-type: none"> <li>-Negotiate space and obstacles safely.</li> <li>-Show strength, balance and</li> </ul>



	<ul style="list-style-type: none"> <li>-Beginning to join in with familiar rhymes and stories.</li> <li>-Singing some parts or certain Nursery Rhymes.</li> <li>-Hears new vocabulary from stories, rhymes, poems and non-fiction books.</li> <li>-Have a favourite book and seeking it/them out to share with an adult or look at alone.</li> </ul> <p><b>Reception:</b></p> <ul style="list-style-type: none"> <li>-Children joining in with rhyme, songs and poems.</li> <li>-Children are encouraged to hold a book correctly and carefully turn pages.</li> <li>-Children understand books have a beginning and an end.</li> <li>-Children listen and enjoy sharing a range of books both fiction and non-fiction.</li> <li>-Children know that text in English is read top to bottom and left to right.</li> <li>-Children can recognise pictures</li> </ul>	<ul style="list-style-type: none"> <li>-To understand that we should turn one page at a time in a book.</li> <li>-To begin to understand that print has meaning.</li> <li>-To talk about the pictures in a book with support.</li> </ul> <p><b>Reception:</b></p> <ul style="list-style-type: none"> <li>-Children being able to sequence two events from a familiar story – possibly with the use of prompts for support.</li> <li>-Children discussing and hearing a range of books – non-fiction and fiction.</li> <li>-Children being asked questions liked to the books read to them.</li> <li>-Children using texts and images to answer simple questions.</li> </ul>	<ul style="list-style-type: none"> <li>-To enjoy singing a range of rhymes and songs.</li> <li>-To enjoy listening to longer stories.</li> <li>-To join in with some simple repeated refrains in well know stories/ rhymes.</li> </ul> <p><b>Reception:</b></p> <ul style="list-style-type: none"> <li>-Children having favourite books and rhymes – they may know these books from memory.</li> <li>-Say what they liked or disliked about a story.</li> <li>When listening to a story children use the images to help them read.</li> <li>-Children are becoming increasingly more confident with their understanding of new words in stories.</li> <li>-Children can use a books front cover or blurb to make a prediction.</li> </ul>	<ul style="list-style-type: none"> <li>-To begin to understand we read from left to right and top to bottom.</li> <li>-To begin to name the parts of a book e.g., front cover, title, and author.</li> </ul> <p><b>Reception:</b></p> <ul style="list-style-type: none"> <li>-When children are playing they are adapting, roleplaying or using vocabulary from stories they’ve read or heard.</li> <li>-When reading a well-known or repeated story children will join in.</li> <li>-Showing an increasing confidence in sequencing a story.</li> <li>-Gives a suggestion to the ending of a story using the front cover, blurb and beginning to support their suggestions.</li> </ul>	<ul style="list-style-type: none"> <li>-To enjoy listening to longer stories and remember much of what happens.</li> <li>-To talk about a story, turning one page at a time.</li> <li>-To answer simple questions about stories.</li> <li>-Beginning to predict what might happen in a story.</li> </ul> <p><b>Reception:</b></p> <ul style="list-style-type: none"> <li>-Use events in a story to suggest what might happen next (with reasonable suggestions being made).</li> <li>-Know what non-fiction and fiction means and can talk about the two text types.</li> <li>-Correctly sequence a story.</li> <li>-Use ‘because’ to give reason when answering ‘why’ questions about a text.</li> <li>-Rehearse and recall rhymes and stories and remembering</li> </ul>	<ul style="list-style-type: none"> <li>-To engage in extended conversations about stories.</li> <li>-To know and say how the story might end.</li> <li>-To tell a longer story.</li> <li>-To listen to and enjoy sharing a variety of books and discuss the new vocabulary learnt.</li> </ul> <p><b>Reception:</b></p> <ul style="list-style-type: none"> <li>-Converses about books talking about the events, the parts they liked and dislikes and gives reason as to why they feel this way.</li> <li>-Knows key vocabulary used in a range of books.</li> <li>-Continue to develop their roleplay to involve the storylines of the books read to them.</li> <li>-Recalls many parts of a text with accuracy.</li> </ul>
--	--	---	---	---	--	---

	and illustrations in a text Vs the writing. -Children spotting familiar words in books				actions to well-known rhymes.	
<b>Literacy</b> Word Reading	<p><b>Nursery:</b></p> <ul style="list-style-type: none"> <li>-Discriminate between different instrument sounds.</li> <li>-To sing and perform actions to a familiar nursery rhyme.</li> <li>-Say the rhyming word at the end of a familiar rhyme</li> </ul> <p><b>Reception:</b></p> <ul style="list-style-type: none"> <li>-Children can discriminate sounds (Phase 1 Phonics) such as instruments and cars.</li> <li>-Children are beginning to be able to orally blend and segment. (Phase 1 Phonics).</li> </ul>	<p><b>Nursery:</b></p> <ul style="list-style-type: none"> <li>-Hear different environmental sounds around me.</li> <li>-Begin to recognise some environmental print such as supermarket logos.</li> </ul> <p><b>Reception:</b></p> <ul style="list-style-type: none"> <li>-Phonics lessons/ First sound reading books introduced and children read graphemes (letter sounds) s,a,t, p, i...</li> <li>-Begin to blend some simple words</li> <li>-Children read a few common exception words matched to the phonic programme.</li> </ul>	<p><b>Nursery:</b></p> <ul style="list-style-type: none"> <li>-To begin to recognise my own name with support.</li> <li>-Recognise rhythm in spoken words by clapping syllables.</li> </ul> <p><b>Reception:</b></p> <ul style="list-style-type: none"> <li>-Continue to read individual graphemes (letters sounds).</li> <li>-Blend simple sounds into VC or CVC words. -</li> <li>Children read a few common exception words matched to the school's phonic programme.</li> </ul>	<p><b>Nursery:</b></p> <ul style="list-style-type: none"> <li>-To identify signs and symbols in the environment and recall what they mean.</li> <li>-Spot or suggest rhymes.</li> </ul> <p><b>Reception:</b></p> <ul style="list-style-type: none"> <li>-Continue to read graphemes as well as some digraphs.</li> <li>-Children reading simple phrases and sentences with known graphemes / phonemes and a few exception words from memory.</li> </ul>	<p><b>Nursery:</b></p> <ul style="list-style-type: none"> <li>-To begin recognising some words that start with the same initial sound.</li> <li>-To begin to recognise some individual letter sounds with support</li> </ul> <p><b>Reception:</b></p> <ul style="list-style-type: none"> <li>-Children read some graphemes, digraphs, simple phrases and sentences with known graphemes / phonemes and a few exception words from memory.</li> </ul>	<p><b>Nursery:</b></p> <ul style="list-style-type: none"> <li>-To recognise my own name independently.</li> <li>-To begin to recognise some individual letter sounds with support.</li> <li>-Recognise some words with the same initial sound e.g. m for mummy and milk.</li> <li>-Orally blend a simple word.</li> </ul> <p><b>Reception:</b></p> <ul style="list-style-type: none"> <li>-Children beginning to read some tricky words from Phase 4 e.g. said, like, have, so.</li> <li>-Children can re-read what they have written to check that it makes sense</li> </ul>
<b>Literacy</b> Writing	<p><b>Nursery:</b></p> <ul style="list-style-type: none"> <li>-Develop an interest in making marks.</li> <li>-I am beginning to distinguish between marks and pictures/drawings.</li> </ul>	<p><b>Nursery:</b></p> <ul style="list-style-type: none"> <li>-Draws marks that are not always distinguishable.</li> <li>-Follows large pattern templates available.</li> </ul>	<p><b>Nursery:</b></p> <ul style="list-style-type: none"> <li>-Adds some marks to drawings.</li> <li>-Adds marks that to them symbolises their name.</li> </ul>	<p><b>Nursery:</b></p> <ul style="list-style-type: none"> <li>-Beginning to give meaning to the marks I make.</li> </ul>	<p><b>Nursery:</b></p> <ul style="list-style-type: none"> <li>-Understands that a written word conveys meaning.</li> <li>-Name writes with the first letter of their</li> </ul>	<p><b>Nursery:</b></p> <ul style="list-style-type: none"> <li>-Gives meanings to the marks made.</li> <li>-Can pretend to write in a range of contexts.</li> <li>-Becoming more confident with name</li> </ul>

	<p><b>Reception:</b></p> <ul style="list-style-type: none"> <li>-Writes their name - copying it from a name card or trying to write it from memory.</li> <li>-Develop an awareness that writing communicates meaning. -Gives meaning to marks they make.</li> </ul>	<p><b>Reception:</b></p> <ul style="list-style-type: none"> <li>-Continuing to develop a phoneme / grapheme relationship.</li> <li>-Now has increasing control when making marks and drawing.</li> <li>-Copies adult 'writing behaviour' e.g. writing on a whiteboard, writing messages.</li> <li>-Uses some recognisable letters and own symbols such as their name or some initial sounds.</li> </ul>	<p><b>Reception:</b></p> <ul style="list-style-type: none"> <li>-Children recording letters for initial sounds and end sounds.</li> <li>-Children building and recording simple CVC words.</li> </ul>	<p><b>Reception:</b></p> <ul style="list-style-type: none"> <li>-Children build CVC, CVCC words using known graphemes.</li> <li>-Children recording these.</li> <li>-Use writing in their play.</li> <li>-Some children moving onto caption writing if ready.</li> </ul>	<p><b>Reception:</b></p> <ul style="list-style-type: none"> <li>-All children being exposed to caption writing and simple sentence writing and extended to copy or create a simple caption e.g. it is a bus.</li> <li>-Continue to build on knowledge of letter sounds in writing.</li> </ul>	<p><b>Reception:</b></p> <ul style="list-style-type: none"> <li>-Children writing for a range of purposes e.g. non-fiction and fiction writing.</li> <li>-Write short sentences sometimes using finger spaces, capital letters and full stops.</li> </ul>
<b>Phonics</b>	<p><b>Nursery:</b> <b>Phase 1</b></p> <p>Hear environmental sounds (Aspect 1)</p> <p><b>Reception:</b> <b>Phase 1/2:</b></p> <p>Hear general sound discrimination, identify rhythm, rhyme, and alliteration and be able to orally blend</p>	<p><b>Nursery:</b> <b>Phase 1:</b></p> <p>Hear environmental sounds (Aspect 1). Hear instrumental sounds (Aspect 2)</p> <p><b>Reception:</b> <b>Phase 2:</b></p> <p>Know grapheme phoneme correspondence. Blend with known letters for reading VC and CVC words. Orally segment</p>	<p><b>Nursery:</b> <b>Phase 1:</b></p> <p>Hear environmental sounds (Aspect 1). Hear instrumental sounds (Aspect 2) Hear Body percussion (Aspect 3)</p> <p><b>Reception:</b> <b>Phase 2:</b></p> <p>Consolidate learning. Recognise digraphs -ck + ff, ll, ss. Know tricky words - the, to, and, no, go, I Blend and segment known sounds for</p>	<p><b>Nursery:</b> <b>Phase 1:</b></p> <p>Revise Aspects 1-3. Hear voice sounds (Aspect 6). Oral blending and segmenting (Aspect 7)</p> <p><b>Reception:</b> <b>Phase 2/3:</b></p> <p>Consolidate Phase 2. Begin Phase 3. Know the grapheme - phoneme correspondence for j, v, w, x, z, zz, qu. Know the</p>	<p><b>Nursery:</b> <b>Phase 1:</b></p> <p>Revise Aspects 6-7. Hears rhythm and rhyme (Aspect 4). Hears alliteration (Aspect 5)</p> <p><b>Reception:</b> <b>Phase 3:</b></p> <p>Consolidate Phase 2 and 3 skills. Know trigraphs ear, air. Read tricky words they, her, all, are. Continue to apply</p>	<p><b>Nursery:</b> <b>Phase 1/2:</b></p> <p>Revise Aspects 4 – 7. Possible introduction to Phase 2 if children are ready for the first set of sounds.</p> <p><b>Reception:</b> <b>Phase 3/4:</b></p> <p>Consolidate Phase 2 and 3 skills. Beginning to learn Phase 4 Phonics if ready. Read tricky words do, when, out what, said,</p>

	and segment simple words.	for VC and CVC words First tricky words (the, to, no, go)	reading and spelling VC, CVC, CVCC.	consonant digraphs – sh, th, ch, ng. Know digraphs – ai, ee, oa, oo, ar, or, ur, ow, oi, ee Know trigraph igh. Know tricky words, the, to, he, she, we, me, be, was, my. Write graphemes and digraphs.	knowledge of blending and segmenting to reading and spelling for words and captions. Write graphemes from memory and write a simple sentence using phonic knowledge.	have, like, so. Represent each phonemes by a grapheme and blend phonemes to read CVC words and segment CVC words for spelling. Read sentences using phonic knowledge, write digraphs and trigraphs.
<b>Mathematics</b> Number Numerical Patterns	<b>Nursery:</b> -To recognise, name and match colours. -To begin to show an interest in counting aloud verbally to 5. -To be able to 'give 1' when asked.	<b>Nursery:</b> -To be able to verbally count to 5 with developing accuracy. -To develop an understanding of '2' e.g. giving 2 items or noticing 2 in the environment.	<b>Nursery:</b> -To begin to be able to verbally count to 10 with developing accuracy. -To develop an understanding of '3' e.g. giving 3 items or noticing 3 in the environment. -To begin to compare quantities that are significantly more than and less/ fewer than visually without counting them.	<b>Nursery:</b> -To verbally count to 10 with developing accuracy. -To develop an understanding of '4' e.g. giving 4 items or noticing 4 in the environment. -To compare quantities that are significantly more and less visually without counting them.	<b>Nursery:</b> -To accurately count to 10. -To develop an understanding of '5' e.g. giving 5 items or noticing 5 in the environment. -To play simple dice and track games developing Subitising skills.	<b>Nursery:</b> -To begin to understand that 5 can be shown in different ways. -To begin to subitise to 5. To count to 10 and beyond.
Reception – following WRMH	<b>Reception:</b> -To match and sort objects and pictures -To understand and make pairs -To understand rules and to sort objects following rules	<b>Reception:</b> -To find, subitise and represent the numbers 1,2,3. -To know 1 more -To know 1 less -To understand the composition of 1,2,3.	<b>Reception:</b> -To understand 0 -To find, subitise and represent 0 – 5. - 1 more -1 less - Subitising to 5. - Compare and explore mass, capacity, balance.	<b>Reception:</b> -Explore length, height and time -Compare length and height -Order and sequence time -Find 9 and 10 - Represent 9 and 10	<b>Reception:</b> -Build numbers to 20 -Verbally count to 20 -Continue number patterns to 20 -Add more -Take away -Select, rotate and manipulate shapes	<b>Reception:</b> -Explore sharing -Explore grouping -Odds and evens -Doubles -Patterns -Build scenes and constructions

	<ul style="list-style-type: none"> <li>-To compare amounts</li> <li>-To compare size, mass, capacity</li> <li>-To explore and create patterns</li> </ul>	<ul style="list-style-type: none"> <li>-To identify, name and compare circles and triangles</li> <li>-To find shapes in the environment</li> <li>-To find, subitise and represent 4 and 5.</li> <li>-To explore the composition of 1-5.</li> </ul>	<ul style="list-style-type: none"> <li>-Find and represent 6,7,8</li> <li>- Look at the composition of 6,7,8</li> <li>-Make pairs</li> <li>-Doubles</li> <li>-Combining 2 groups.</li> </ul>	<ul style="list-style-type: none"> <li>-1 more</li> <li>-1 less</li> <li>- Subitising</li> <li>-Bonds to 10</li> <li>-Doubles</li> <li>-Odd and even</li> <li>-Recognise and name 3D shapes</li> <li>-Find shapes</li> <li>- Copy, continue and find patterns</li> </ul>	-	<ul style="list-style-type: none"> <li>-Visualise from different positions</li> <li>-Describe position</li> <li>-Give instructions</li> <li>-Explore mapping</li> </ul>
<p><b>Expressive Arts and Design</b></p> <p>Creating with Materials</p> <p>Being Imaginative and Expressive</p>	<p><b>Nursery:</b></p> <ul style="list-style-type: none"> <li>-Recognises colours and chooses them for a purpose.</li> <li>-Uses thick paint brushes.</li> <li>-Uses playdough to roll, cut, ball, sausage.</li> <li>-Builds towers with large construction equipment.</li> <li>-Children dancing to music.</li> <li>-Children exploring moving to music in different ways</li> <li>-Children showing an interest in the small world and roleplay areas, children roleplaying their first-hand experiences.</li> </ul>	<p><b>Nursery:</b></p> <ul style="list-style-type: none"> <li>-Uses a glue stick to join materials together. -</li> <li>Creates an independent craft using available materials e.g. An independent Christmas Card.</li> <li>-Children developing storylines in their play, children using familiar props in their play</li> <li>-Children singing to familiar songs and nursery rhymes they have learnt or are learning.</li> </ul>	<p><b>Nursery:</b></p> <ul style="list-style-type: none"> <li>-Becoming more confident when drawing e.g. potato people,</li> <li>-Names what they have drawn and draws from memory</li> <li>-Adding more to their pictures and creations e.g. pom-poms, glitter.</li> <li>-Children including their experiences in their roleplay, children talking about music (their favourite songs or songs they do not like)</li> <li>-Children knowing and singing along to more nursery rhymes</li> <li>-Children listening to songs from different cultures.</li> </ul>	<p><b>Nursery:</b></p> <ul style="list-style-type: none"> <li>-Using spring loaded scissors to snip, using printing materials in the paint such as sponges and shapes</li> <li>-Continues to develop their drawing skill.</li> <li>-Children exploring a range of musical instruments and learning to hold a beat</li> <li>-Children using vocals and instruments to make music either together or separately</li> <li>-Children linking real life and stories into the small world</li> <li>-Children using props in their play.</li> </ul>	<p><b>Nursery:</b></p> <ul style="list-style-type: none"> <li>-Building using smaller construction kits correctly, uses a range of painting and printing materials to explore form and function.</li> <li>-Children experimenting and mixing colours together</li> <li>-Children may create with a friend.</li> <li>-Children joining in with the actions to songs</li> <li>-Children engaging in roleplay in and out of the home-corner and becoming more immersed in their play.</li> </ul>	<p><b>Nursery:</b></p> <ul style="list-style-type: none"> <li>-Children cutting with more confidence, children independently creating and making using the ideas they have seen and come up with</li> <li>-Children building for a purpose using a range of construction equipment.</li> <li>-Children using a range of 'sticking' tools to join their artwork e.g. sellotape, masking tape, PVA glue, and glue stick.</li> <li>-Children making up stories verbally while playing</li> <li>-Children acting out stories with the small world or in their play</li> </ul>

	<p style="text-align: center;"><b>Reception:</b></p> <ul style="list-style-type: none"> <li>-Safely use and explore a variety of materials, tools and techniques, experimenting with colour, design, texture, form and function</li> <li>-Follow drawings and curved and straight lines to create line drawings of different buildings</li> <li>-Detailed self-portraits using a choice of materials</li> <li>-Know a range of songs related to myself and my community</li> <li>-Sing in a group or on my own, following the melody and increasingly matching the pitch</li> <li>-Copy-clap the rhythm of names--</li> <li>Explore high sounds and low sounds using voices</li> <li>-Begin to move in response to music</li> </ul>	<p style="text-align: center;"><b>Reception:</b></p> <ul style="list-style-type: none"> <li>-Sing a range of well-known nursery rhymes and songs</li> <li>-Explore colour mixing using primary colours</li> <li>-Explore warm and cool colours looking at Autumn and Winter</li> <li>-Print or collage to create a pattern or image</li> <li>-Select colours appropriately for tasks</li> <li>-Learn about arts and crafts from different countries - Diwali lamps, Christmas cards, Hanukah cards, Rangoli</li> <li>-Listen to and explore the beats of different music from around the world</li> <li>-Know that different music is played for different celebration</li> <li>-Learn to play percussion instruments and listen to the sounds they make</li> <li>-Know that sounds can be changed by altering the way they are made</li> <li>-Move to musical</li> </ul>	<p style="text-align: center;"><b>Reception:</b></p> <ul style="list-style-type: none"> <li>-Start to create my own storylines that include peers</li> <li>-Know different songs and dances from around the world</li> <li>-Join in simple songs remembering some of the words</li> <li>-Participate in action songs which call for movement</li> <li>-Move to musical stimuli in a variety of ways, e.g., hopping, marching, skipping and jumping</li> <li>-Explore and engage in music making and have a simple understanding of a beat</li> <li>-Share creative ideas with peers and begin to work together, sharing skills</li> <li>-Continue to draw and paint pictures with increasing complexity</li> <li>-Construct with a purpose in mind, using a variety of resources</li> </ul>	<p style="text-align: center;"><b>Reception:</b></p> <ul style="list-style-type: none"> <li>-Design with a purpose in mind and explain the process I have used</li> <li>-Make 3D models of my favourite bugs, ensuring that they have the different features</li> <li>-Draw an object from careful observation talking about the features that I have included</li> <li>-Make props to use in role play and small world play</li> <li>-Know a repertoire of songs – nursery, topical, seasonal, interdenominational and multi-cultural</li> <li>-Imitate and create movement in response to music</li> <li>-Tap out simple repeated rhythms and make some up showing interest in the way musical instruments sound</li> <li>-Explore high pitch and low pitch in the context of songs</li> <li>-Create collaboratively</li> </ul>	<p style="text-align: center;"><b>Reception:</b></p> <ul style="list-style-type: none"> <li>-Create collaboratively sharing ideas, resources and skills</li> <li>-Change the tempo and dynamics whilst playing music</li> <li>-Know how to use a wide variety of instruments</li> <li>-Begin to understand emotion through music and can describe music in simple terms</li> <li>-Draw with details</li> <li>-Problem solve and reflect on my designs and creations</li> <li>-Construct with a purpose</li> <li>-Independently use tools and techniques with increased care and precision</li> <li>-Experiment with colour, design, texture, form and function</li> </ul>	<p style="text-align: center;"><b>Reception:</b></p> <p><b>ELG: Creating with Materials</b></p> <p>I can.....</p> <ul style="list-style-type: none"> <li>-safely use and explore a variety of materials, tools and techniques, experimenting with colour, design, texture, form and function</li> <li>-share my creations, explaining the process I have used</li> <li>-make use of props and materials when role playing characters in narratives and stories</li> </ul> <p><b>ELG: Being Imaginative and Expressive</b></p> <p>I can.....</p> <ul style="list-style-type: none"> <li>-invent, adapt and recount narratives and stories</li> <li>-sing a range of well-known nursery rhymes and songs perform songs, rhymes, poems and stories with others and – when</li> </ul>
--	---	---	---	---	---	---

	-Begin to use observation skills to draw things with increasing details	stimuli and keep in time to the music.	-Safely construct with a purpose and evaluate my designs -Select tools and techniques needed to shape, assemble and join materials I am using and explain the process I have used -Make observations and draw pictures of Arctic/Antarctic animals -Return to and build on their previous learning, refining ideas and developing the ability to represent them -Know that different materials can be used to create art -Explore art from different places around the world	sharing ideas, resources and skills -Use tools and techniques with increased care and precision -Mix a range of colours needed for a purpose -Execute a sequence of instructions on a programming toy or app to guide a robot		appropriate – try to move in time with music
<b>Understanding the World</b> Past and Present	<b>Nursery:</b> -Children using words 'now' and 'next'. -Children talking about their family, who they live with and any pets.  <b>Reception:</b> -Begin to talk about my life story and how I have change -Guess baby pictures	<b>Nursery:</b> -Children talking about their past life experiences e.g. birthdays, Christmas. -Children using the words 'then' 'now' 'next' 'before'.  <b>Reception:</b> -Talk about past family holidays -Begin to look closely at pictures in books and	<b>Nursery:</b> -Children understanding the terms 'old' and 'new' and recognising old and new objects e.g. cars, shops, photos  <b>Reception:</b> -Know about influential figures from the past and discuss historical	<b>Nursery:</b> -Children commenting on their own past experiences e.g. Easter. -Children showing curiosity about objects from the past.  <b>Reception:</b> -Talk confidently about my personal experiences of weddings using	<b>Nursery:</b> -Children confidently talking about who they are and who they live with, -Children asking questions to family members about when they were young.  <b>Reception:</b> -Understand the past through settings, characters and events encountered	<b>Nursery:</b> -Children beginning to understand how to sequence two events. -Children sequencing family members e.g. baby, mum, grandma  <b>Reception:</b> <b>ELG: Past and Present:</b> I can.....

	<ul style="list-style-type: none"> <li>– how I have grown</li> <li>-Look at similarities and differences between the natural world around me in the past and present</li> </ul>	<ul style="list-style-type: none"> <li>notice similarities and differences between now and the past</li> <li>-Know and talk about influential figures from the past - Guy Fawkes</li> <li>-Talk about the soldiers, poppies, two minutes silence</li> <li>-Know some historical facts and stories from different religions and celebrations – Bonfire night, Guy Fawkes, Poppy Day</li> </ul>	<ul style="list-style-type: none"> <li>events that have happened in the past</li> <li>-Use vocabulary such as in the past, a long time ago</li> <li>-Recognise some similarities and differences between life in this country and life in other countries</li> <li>-Comment on images of familiar situations in the past</li> <li>-Compare characters from stories, including figures from the past</li> <li>-Talk about how homes have changed</li> <li>-Comment on images showing homes in the past</li> </ul>	<ul style="list-style-type: none"> <li>language of past and present</li> <li>-Talk about members of my immediate family and community</li> <li>-Know and talk about influential figures from the past</li> </ul>	<ul style="list-style-type: none"> <li>in books read in class and storytelling</li> <li>make comparisons of settings and fictional settings</li> </ul>	<ul style="list-style-type: none"> <li>-talk about the lives of the people around me and their roles in society</li> <li>-know some similarities and differences between things in the past and now, drawing on my experiences and what has been read in class</li> <li>understand the past through settings, characters and events encountered in books read in class and through storytelling</li> </ul>
<p><b>Understanding the World</b> People, Culture and Communities</p>	<p><b>Nursery:</b></p> <ul style="list-style-type: none"> <li>-Children talking about their families.</li> <li>-Children talking about who is special to them and why.</li> <li>-Children naming their family members.</li> </ul> <p><b>Reception:</b></p> <ul style="list-style-type: none"> <li>-Talk about members of my immediate family and community</li> </ul>	<p><b>Nursery:</b></p> <ul style="list-style-type: none"> <li>-Children talking about how we look after our friends and families.</li> <li>-Children talking about their homes and what they have inside their homes.</li> <li>-Children talking about the celebration of Christmas.</li> </ul> <p><b>Reception:</b></p> <ul style="list-style-type: none"> <li>-To be able to draw information from a simple map</li> <li>-Talk about the features</li> </ul>	<p><b>Nursery:</b></p> <ul style="list-style-type: none"> <li>-Children recognising familiar signs, shops in the local environment.</li> <li>-I can talk about the transport used in my community.</li> <li>-I can talk about the similarities and differences between celebrations</li> </ul> <p><b>Reception:</b></p> <ul style="list-style-type: none"> <li>-Learn about different cultures in other places in the world</li> </ul>	<p><b>Nursery:</b></p> <ul style="list-style-type: none"> <li>-Children speaking positively about differences between people and ways of life.</li> <li>-Children showing an interest in people with a range of occupations.</li> </ul> <p><b>Reception:</b></p> <ul style="list-style-type: none"> <li>-Know that some children live in poverty</li> <li>-Understand how to care for nature</li> </ul>	<p><b>Nursery:</b></p> <ul style="list-style-type: none"> <li>-Children developing an idea of ‘belonging’.</li> <li>-Children beginning to understand what the ‘wider world’ is and how we all play a part and get along with one another.</li> </ul> <p><b>Reception:</b></p> <ul style="list-style-type: none"> <li>-Understand why some people say the world is special</li> </ul>	<p><b>Nursery:</b></p> <ul style="list-style-type: none"> <li>-Children using the correct vocabulary to name different features of their community.</li> <li>-Children know there are other countries than England and that they look different to ours.</li> </ul> <p><b>Reception:</b></p> <p><b>ELG: people, culture and communities:</b> I can.....</p>

	<ul style="list-style-type: none"> <li>-Name and describe people who are familiar to me</li> <li>-Recognise the differences between myself and my friends (appearance, likes/dislikes, families)</li> <li>-Talk about what makes me feel special</li> <li>-Know what groups I belong to</li> <li>-Understand how we show people they are welcome</li> <li>-Know that I have a right to learn and play, safely and happily</li> <li>-Know that hands can be used kindly and unkindly</li> <li>-Know special things about myself</li> <li>-Know how happiness and sadness can be expressed</li> <li>-Know that being kind is good</li> </ul>	<ul style="list-style-type: none"> <li>of different celebrations for different faiths</li> <li>-Know why different people celebrate different things</li> <li>-Talk about special past times</li> <li>-Know about the Jewish celebration Hanukkah</li> <li>-To know what happens at Diwali and why</li> <li>-Advent/Christmas around the world</li> <li>-To know what happens at Christmas, and why</li> <li>-To know what being unique means</li> <li>-To know the names of some emotions such as happy, sad, frightened, angry</li> </ul>	<ul style="list-style-type: none"> <li>-Find out how the lives of people in different countries are the same and different to mine</li> <li>-Talk about safer internet day</li> <li>-Talk about who is special to me and why?</li> <li>-Understand why some people are special</li> <li>-Talk about what a good friend is like</li> <li>-Understand the similarities and differences between different people's special stories</li> <li>-Know what a challenge is</li> <li>-Know that it is important to keep trying</li> <li>-Know what a goal is</li> <li>-Know how to set goals and work towards them</li> <li>-Know when I have achieved a goal</li> <li>-Know which words are kind</li> <li>-Know some jobs I might like to do when I am older</li> <li>-Know that I must work hard now in order to be able to achieve the job I want when I am older</li> </ul>	<ul style="list-style-type: none"> <li>-Know that people celebrate getting married in different ways</li> <li>-Know that some places are special to people in my community</li> </ul>	<ul style="list-style-type: none"> <li>-Talk about what I think is special about the world</li> <li>-Describe my local habitat and compare with a contrasting country</li> </ul>	<ul style="list-style-type: none"> <li>Describe my immediate environment using knowledge from observations, discussions, stories, non-fiction texts and maps</li> <li>Know some similarities and differences between different religious and cultural communities in this country, drawing on my experiences and what has been read in class</li> <li>Explain some similarities and differences between life in this country and life in other countries, drawing on knowledge from stories, nonfiction texts and – when appropriate – maps</li> </ul>
<b>Understanding the World</b>	<b>Nursery:</b>	<b>Nursery:</b>	<b>Nursery:</b>	<b>Nursery:</b>	<b>Nursery:</b>	<b>Nursery:</b>

<p>The Natural World</p>	<p>-Children showing respect and care for their environment. -Children talking about their home environment and school environment. -Children exploring their world and environment through their senses.</p> <p><b>Reception:</b> -Explore the natural world and describe what I see, hear and feel when outside -Understand the effects of the changing seasons around me – autumn -Talk about harvest</p>	<p>-Children exploring the changing weather and seasons -Children continuing to explore using their senses. -Children naming parts of the body. -Children showing more of an interest in the world.</p> <p><b>Reception:</b> -Begin to describe what I see, smell and feel in the natural world -Talk about recycling – linked to recycling week -Begin to understand the negative impact that humans can have on the environment</p>	<p>-Children understanding how and why we respect and care for animals. -Children exploring a range of materials and natural objects.</p> <p><b>Reception:</b> -Know the name of the road, and the name of the village where my school is located -Find and name the arctic and Antarctic on a globe/map -Talk about why something melts or freezes and the changes that happen -Make observations of the animals that live in the arctic/Antarctic/desert and talk about what makes them special -Compare the weather in winter to the weather in autumn -Recognise the similarities and differences between hotter and colder</p>	<p>-Children exploring the changing weather and seasons (Spring), -Children learning about new life and plants based around Spring time</p> <p><b>Reception:</b> -Talk about signs of spring / changes from winter to spring – spring walk. -Understand the effect of changing seasons on the natural world around me -Explore the natural world around me, making observations and drawing pictures of animals and plants -Explore non-contact forces (gravity and magnetism)</p>	<p>-Children growing plants from seeds and caring for them -Children exploring how these plants grow and change over time.</p> <p><b>Reception:</b> -Know some similarities and differences between the natural world around me and contrasting environments, drawing on my experiences and what I have read</p>	<p>-Children exploring the changing weather and seasons (Summer), -Children noticing changes such as ice melting in the sun and offering a reason why.</p> <p><b>Reception:</b> <b>ELG: The Natural World:</b> I can..... -Explore the natural world around me, making observations and drawing pictures of animals and plants -Know some similarities and differences between the natural world around me and contrasting environments, drawing on my experiences and what has been read in class -Understand some important processes and changes in the natural world around me, including the seasons and changing states of matter</p>
--------------------------	--	---	---	--	--	---

			regions and where we live Talk about endangered and vulnerable animals -To begin to understand the negative impact that humans can have on the environment			
--	--	--	--	--	--	--

**Core Nursery Rhymes and Songs:**

Happy Hand Washing Song  
Five Little Speckled Frogs  
Five Little Ducks  
5 Little Pumpkins  
One Potato, Two Potatoes  
Rain, Rain Go Away  
What's the Weather?

**Core Nursery Rhymes and Songs:**

5 Currant Buns  
5 Little Fingers in and out  
Jack & Jill  
Hickory Dickory Dock  
Head, Shoulders, Knees and Toes  
Row, Row, Row your Boat  
Wheels on the Bus  
5 Little Snowmen

**Core Nursery Rhymes and Songs:**

We're all going to dance like a Penguin  
On a Cold and Frosty Morning  
One Little Hippo Balancing  
Paper Lanterns  
Mix a Pancake

**Core Nursery Rhymes and Songs:**

Five Little Firemen  
Miss Polly had Dolly  
Finger Family: People who Help Us  
I'm a Superhero (To the tune of I'm a Little Teapot)  
Spring is Here  
Three Pretty Flower by the Garden Wall

**Core Nursery Rhymes and Songs:**

Beanstalk Growing Tall (To the tune of Jelly on a Plate)  
This Bad Wolf  
When Goldilocks went to the house of Bears  
Who will Fight the Dragons?  
I'm a Little Bean  
Growing Plants Song

**Core Nursery Rhymes and Songs:**

These Bones, These Bones, These Dancing Bones  
One Finger, One Thumb Keep Moving  
Brush Your Teeth  
Incy Wincy Spider  
Here is the Beehive, where are all the bees?  
Wiggly Woo  
The Waves in the Sea  
Five Little Sea Shells